

TRAINING & DEVELOPMENT

Setting the Standard for Workforce Learning Solutions

**Benchmark Your Skills
to Global Standard**

**Learn From The
codewriters**



UAE Office : +971 44 50 8555 | +971 52 814 8111
Bahrain Office : +973 33 85 8339
KSA Office : +966 53 629 5481

Email: asme@eramgroup.com
Website: go.asme.org/mideast



ASME Authorized Operational Training Provider



REGISTRATION/QUERIES DESK

Mob : +971 52 814 8111

Tel : +971 44 508 555

Email: asme@eramgroup.com

 **Eram Group**

ASME Authorized Operational Training Provider

ASME Training & Development offers continuing education opportunities to engineers and technical professionals around the globe. We train over 10,000 engineers annually through live and online learning programs covering a diverse range of engineering topics.

Our expert instructors deliver relevant and applicable courses from pressure vessels and piping to welding and power plant construction.

This catalog describes the public courses offered in the Middle East during 2016, as well as other courses that can be taught onsite to your company and tailored to your specific needs, in the Middle East or anywhere around the world.

ASME Training & Development has selected the Eram Group as its Authorized Operational Training Provider in the Middle East to most effectively serve the learning needs of engineers and technical professionals in the region. In this capacity – and in order to provide seamless, high-quality customer service – Eram Group is responsible for marketing and administering all ASME Public Course and In-Company Training Programs in the Middle East under the direct supervision of ASME Training and Development.



Eram Group is a diversified business conglomerate with a well-entrenched business presence in the Middle East. Eram operates in a range of industrial verticals including Oil & Gas, Petrochemical, Power, Water, Mining, Manufacturing, Construction, Industrial Services, Project Management Services and several other service sections.

The Eram Group is now the Authorized Operational Training Provider for ASME (American Society of Mechanical Engineers) in the Middle East. The relationship with ASME helps Eram Group bring ASME's world class technical training to the region. ASME offers over 100 courses in a range of topics including Boilers, Pressure Vessels, Pipelines, Gas Turbines, Welding, Bolting, Reliability etc. There are also courses for beginners, intermediate and advanced levels with the option of public and in-house courses.

For more information, please contact [Registration/Queries Desk](#) at +971 4 450 8555 or +971 52 814 8111 or asme@eramgroup.com.

PD725 - BPV CODE, SECTION VIII, DIVISION 1: DESIGN & FABRICATION WITH INSPECTIONS, REPAIRS, AND ALTERATIONS OF PRESSURE VESSELS



COURSE TYPE	GROUP LIVE
LEVEL	BASIC TO INTERMEDIATE TRAINING
THIS PROGRAM IS WORTH	3.8 CONTINUING EDUCATION UNITS
LENGTH	5 DAYS



COURSE OVERVIEW:

Based on the rules for pressure vessel design and construction, this course is a comprehensive introduction to the requirements of Section VIII, Division 1 including background, organization, design, materials, fabrication, inspection, testing and documentation of pressure vessels. It covers the more commonly applied subsections and paragraphs, and includes a practical discussion of individual problems and situations.

Special features include: an overview of Code organization editions, and expert instruction on how to prepare and submit an inquiry to the Code Committee for Code Interpretation, Code Cases or Code Revision.

The last day of the course introduces students to the requirements of various codes and standards, regarding inspection, repairs and alterations of pressure equipment, and in particular, pressure vessels. The requirements of the National Board Inspection Code and the API-510 will be covered in detail. A brief introduction to API-579, Fitness-for-Service and the activities of ASME's Post Construction Committee will also be included.

Special Requirements A calculator is **required**. It is *suggested (but not required)* that you bring the latest edition of the ASME codebook, BPVC Section VIII - Rules for Construction of Pressure Vessels Division 1.

COURSE PACKAGE >>

- ✓ ASME Approved Course Materials
- 🔍 Case Studies

You Will Learn To:

- ▶ Describe the background of the Code
- ▶ Explain how to apply the Code rules to more common design and fabrication situations
- ▶ Identify the calculations for some of the loadings and situations not addressed by the Code
- ▶ Describe the preparation of design specifications, design reports, data reports, and other documentation
- ▶ Describe the latest developments in the rapidly advancing field of pressure equipment inspection and repairs
- ▶ Identify the work being performed by API, ASME, and PVRC in the related areas.
- ▶ Identify the post-construction Codes and Standards and the interrelation of various documents
- ▶ Explain the responsibilities of the users, manufacturers, repair organizations, regulatory agencies and authorized inspectors
- ▶ Explain how to obtain a National Board stamp
- ▶ Identify detailed requirements of the NBIC
- ▶ Explain the differences between the NBIC and API-510
- ▶ Identify and provide examples of repairs, alterations and the documentation requirements for each

Who Should Attend?

Those involved with the purchase, design, fabrication, or inspection of pressure vessels.

Pre-requisites:

Some technical background will be helpful, but attendees are not required to have an Engineering degree or previous work experience in the subject matter.

INSTRUCTOR PROFILE:

Hugo Julien, P.Eng. Began his career, in the field of pressure equipment and storage tanks, as Designer and Quality Manager at HC Vidal Ltd. (1998 to 2002). He then worked as Quality Systems Manager at Xebec, Inc. (2002 to 2007). Since 2007, he has been the Mechanical Integrity Advisor at GCM Consultants. An active ASME/CSA member, he is also a certified API 510, API 570, API 571, and CSA W178.2 Level II (CSA B31.3, ASME W47.1/W59, and CSA Z662) inspector.

Hugo Julien currently works at GCM Consultants as the Mechanical Integrity Group expert. He has held several positions of responsibility in different departments, such as quality, production, and engineering and has been applying the ASME\API codes in a very in-depth fashion since 1998. Due to his expertise in interpretation and practical application of codes, Mr. Julien is a highly sought-after consultant for pressure equipment and storage tank fabrication, inspection, and repair. He is also a skilled communicator, able to easily define and solve problems. Mr. Julien has also been giving seminars on pressure vessels and piping since 2004.

Mr. Julien graduated from l'École Polytechnique de Montréal (1997) in Mechanical Engineering, specializing in Manufacturing. He is a member of the following professional engineering associations: Quebec (OIQ), Ontario (PEO), British Columbia (APEGBC), Alberta (APEGA), Saskatchewan (APEGS), and Newfoundland/Labrador (PEGNL).

Kamran Mokhtarian, P.E. has 40 years of experience in design, analysis and fabrication of pressure equipment. He presently performs consulting services to the pressure vessel industry. He is a member and past Vice Chairman of ASME Code Subcommittee VIII, a member of ASME Post Construction Committee, ASME/API Joint Committee on Fitness-For-Service and a number of other professional organizations. He is also a past Chairman of the Pressure Vessel Research Committee (PVRC).

Robert Kauer (Dipl.-Ing., Dr.-Ing.) received his engineering degree at the Technische Universität of München in 1991. Since earning his degrees, he has been working in the field of pressure vessel and piping technology, starting as an R&D engineer at the Institute of Pressure Vessel and Piping Design, Experimental Stress Analysis and Plant Engineering in Munich.

Teaching Style:



Foster Learning – is developed by ASME using decades of experience in teaching the engineering community. Scientifically engineered to engender learning and understanding, the instruction methodology is honed and refined with the experience of every course



Interactivity – our approach is to have high involvement from the delegates and have them share their idea and experiences with the rest of the group. Multi-channel communication during the training makes it more engaging and effective



Case Study Debriefing – Being industry leaders and experts, our trainers bring the newest practical examples of implementation from around the world. They use case studies and examples from various regions, cultures and industries. Conversational sessions that revolve around the sharing and examining of information allow the delegates to come to terms with their own experience and better absorb the course material.

IACET ACCREDITED PROVIDER



ASME Training & Development is accredited by the International Association for Continuing Education and Training (IACET). ASME Training & Development complies with the ANSI/IACET Standard, which is recognized internationally as a standard of excellence in instructional practices. As a result of this accreditation, ASME Training & Development is authorized to issue the IACET CEU.

IN-HOUSE & REGISTRATION QUERIES

If interested to run this course in-house or Register for Public Course please contact [Registration / Queries Desk](#) at +971 4 450 8555 or +971 52 814 8111 or email: asme@eramgroup.com

PD714 - BPV CODE, SECTION VIII, DIVISION 2: PRESSURE VESSELS



COURSE TYPE	GROUP LIVE
LEVEL	BASIC TO INTERMEDIATE TRAINING
THIS PROGRAM IS WORTH	2.3 CONTINUING EDUCATION UNITS
LENGTH	3 DAYS



COURSE OVERVIEW:

This course covers the alternative rules for the design and fabrication of pressure vessels in Section VIII, Division 2 of the ASME Boiler & Pressure Vessel Code. It discusses the major topics related to the construction of pressure vessels with the focus on design and analysis.

During the course the background of the rules is explained, so that you will understand the reason and the basis for them. As a result of making the rules more exact and refined, the design formulas have become considerably more complicated than most of the older codes. As designers are increasingly dependent on computer programs for detailed vessel design, it is important for the designers to understand the basis of the design rules to be able to apply them properly. While this course cannot cover the details of all methods for stress analysis, it does discuss the guidelines in the Code for various methods and acceptance criteria.

The course also covers the basic materials requirements of the Code as well as the material toughness requirements, which are state-of-the-art. Other topics include the important parts of the fabrication requirements, NDE requirements, PWHT, tolerances, weld details, over-pressure testing, pressure relief equipment, documentation and stamping.

You Will Learn To:

- ▶ Explain how the requirements of Divisions 1 and 2 of Section VIII compare
- ▶ Explain theories of failure and design margins of various codes
- ▶ Describe the General Requirements of the new Division 2
- ▶ Identify design rules and stress analysis methods
- ▶ Describe fatigue analysis
- ▶ Identify materials and fabrication requirements
- ▶ Explain Nondestructive Examination (NDE) requirements, pressure testing and pressure relief requirements

Who Should Attend?

Individuals involved with design, analysis, fabrication, purchasing, repair, and inspection of pressure vessels should attend, as well as supervisory and regulatory personnel.

Pre-requisites:

Although some degree of background with design and fabrication of pressure vessels is desirable, no previous experience is required for attending this course. Both the beginners and experienced personnel involved with pressure vessels will benefit from this course.

INSTRUCTOR PROFILE:

Robert Kauer (Dipl.-Ing., Dr.-Ing.) received his engineering degree at the Technische Universität of München in 1991. Since earning his degrees, he has been working in the field of pressure vessel and piping technology, starting as an R&D engineer at the Institute of Pressure Vessel and Piping Design, Experimental Stress Analysis and Plant Engineering in Munich.

Throughout his service at TÜV SÜD, Dr. Kauer has handled various national and international projects related to design, Fitness for Service, structural integrity and inspection program development for nuclear and non-nuclear applications in pressure vessel and piping technology. He is and was member of various national and European committees. Currently, Dr. Kauer is responsible for Consulting Projects for the Oil & Gas, the Chemical and the Power Plant Industry related to Fitness for Service, Asset Integrity and Process Safety Excellence at TÜV SÜD Industry Service, in Munich.

Michael Frohnert, Dipl.-Ing., is an Authorized Inspector Supervisor and an Authorized Nuclear Inspector for CIS GmbH. Currently, he manages the company's design approval department, in which his main focus is to prepare and review design calculations, according to the ASME Boiler & Pressure Vessel Code and other comparable, international Codes and Standards, for the plant and mechanical engineering industries. Additionally, he performs ASME inspections and audits.

Mr. Frohnert commenced his professional career at ONE/TÜV/BV in Essen, Germany, where he worked as a design engineer, inspector, and seminar instructor. During his employment at that company he earned his qualification as an ASME Authorized Inspector, eventually becoming an experienced Authorized Inspector Supervisor.

Mr. Frohnert also holds a National Board endorsement as Authorized Nuclear Inspector. He has conducted numerous public seminars, in addition to tailor-made, in-company training courses and workshops covering a wide range of topics.

His in-depth involvement in the practical application of the ASME design rules is a beneficial and valuable feature of his seminar work. Mr. Frohnert represents CIS GmbH in the ASME Group of Interested Experts managed by the ASME Delegate of Germany.

Teaching Style:



Foster Learning – is developed by ASME using decades of experience in teaching the engineering community. Scientifically engineered to engender learning and understanding, the instruction methodology is honed and refined with the experience of every course.



Interactivity – our approach is to have high involvement from the delegates and have them share their idea and experiences with the rest of the group. Multi-channel communication during the training makes it more engaging and effective



Case Study Debriefing – Being industry leaders and experts, our trainers bring the newest practical examples of implementation from around the world. They use case studies and examples from various regions, cultures and industries. Conversational sessions that revolve around the sharing and examining of information allow the delegates to come to terms with their own experience and better absorb the course material.



Best Practice Approach – Being industry leaders and experts, best practices are shared.

IACET ACCREDITED PROVIDER



ASME Training & Development is accredited by the International Association for Continuing Education and Training (IACET). ASME Training & Development complies with the ANSI/IACET Standard, which is recognized internationally as a standard of excellence in instructional practices. As a result of this accreditation, ASME Training & Development is authorized to issue the IACET CEU.

IN-HOUSE & REGISTRATION QUERIES

If interested to run this course in-house or Register for Public Course please contact [Registration / Queries Desk](#) at +971 4 450 8555 or +971 52 814 8111 or email: asme@eramgroup.com

PD395 - API 579-1/ASME FFS-1- FITNESS-FOR SERVICE



COURSE TYPE	GROUP LIVE
LEVEL	BASIC TO INTERMEDIATE TRAINING
THIS PROGRAM IS WORTH	2.3 CONTINUING EDUCATION UNITS
LENGTH	3 DAYS



COURSE OVERVIEW:

Fitness-for-service assessment is a multi-disciplinary engineering approach that is used to determine if equipment is fit to continue operation for some desired future period. The equipment may contain flaws, have sustained damage, or have aged so that it cannot be evaluated by use of the original construction codes. API 579-1/ASME FFS-1 is a comprehensive consensus industry recommended practice that can be used to analyze, evaluate, and monitor equipment for continued operation. The main types of equipment covered by this standard are pressure vessels, piping, and tanks. This course is timely, emphasizing the practical application of a recently updated standard.

Completing this course will help participants understand and apply the API/ASME fitness-for-service standard in their daily work. The material presented in the course shows how the disciplines of stress analysis, materials engineering, and nondestructive inspection interact and apply to fitness-for-service assessment. The assessment methods apply to pressure vessels, piping, and tanks that are inservice.

The course includes an extensive set of notes to supplement the contents of the recommended practice, and the recommended practice contains numerous example problems that illustrate fitness-for-service assessment.

COURSE PACKAGE >>

- ✓ ASME Approved Course Materials
- ✚ Case Studies

You Will Learn To:

- ▶ Analyze, evaluate, and monitor pressure vessels, piping, and tanks for continued operation
- ▶ Explain how to apply background information on fitness-for-service assessment, especially as it applies to the refining and chemical process industries, which are the primary focus of API 579
- ▶ Identify the main parts of the API/ASME standard, as well as the annexes
- ▶ Explain the practical application of the techniques incorporated in API 579-1/ASME FFS-1

Who Should Attend?

This course is intended for engineers and engineering management engaged in the operation, design, analysis, and maintenance of plant facilities.

Pre-requisites:

The participant should have at least a BS degree or equivalent experience in engineering. A general knowledge of stress analysis, materials behavior, and fracture mechanics are helpful.

INSTRUCTOR PROFILE:

Greg W. Brown, Ph.D. is a Principal Consulting Engineer for the Quest Integrity Group and General Manager of Advanced Engineering, based in Boulder Colorado. Dr. Brown joined Dr. Ted Anderson in 2001 at Structural Reliability Technology, which later became part of the Quest Integrity Group. Previously, he developed algorithms to update industrial finite element models using experimental measurements and performed flutter analyses of F16 and F18 fighter aircraft.

Dr. Anderson, Dr. Brown, and the engineers at Structural Reliability Technology performed much of the work that was incorporated into API 579. He currently performs computational mechanics and CFD analyses, specializing in litigation and failure analysis. His group performs Fitness-For-Service assessments for a variety of industries using API 579. Dr. Brown also develops specialized software and methodologies for structural analysis and life assessment.

Teaching Style:



Foster Learning – is developed by ASME using decades of experience in teaching the engineering community. Scientifically engineered to engender learning and understanding, the instruction methodology is honed and refined with the experience of every course.



Interactivity – our approach is to have high involvement from the delegates and have them share their idea and experiences with the rest of the group. Multi-channel communication during the training makes it more engaging and effective



Case Study Debriefing – Being industry leaders and experts, our trainers bring the newest practical examples of implementation from around the world. They use case studies and examples from various regions, cultures and industries. Conversational sessions that revolve around the sharing and examining of information allow the delegates to come to terms with their own experience and better absorb the course material.



Best Practice Approach – Being industry leaders and experts, best practices are shared.

IACET ACCREDITED PROVIDER



ASME Training & Development is accredited by the International Association for Continuing Education and Training (IACET). ASME Training & Development complies with the ANSI/IACET Standard, which is recognized internationally as a standard of excellence in instructional practices. As a result of this accreditation, ASME Training & Development is authorized to issue the IACET CEU.

IN-HOUSE & REGISTRATION QUERIES

If interested to run this course in-house or Register for Public Course please contact [Registration / Queries Desk](#) at +971 4 450 8555 or +971 52 814 8111 or email: asme@eramgroup.com

PD583 - PRESSURE RELIEF DEVICES: DESIGN, SIZING, CONSTRUCTION INSPECTION AND MAINTENANCE



COURSE TYPE	GROUP LIVE
LEVEL	BASIC TO INTERMEDIATE TRAINING
THIS PROGRAM IS WORTH	2.3 CONTINUING EDUCATION UNITS
LENGTH	3 DAYS



COURSE OVERVIEW:

Possibly the most important single safety device on a boiler or pressure vessel, the pressure relief device is all that stands between overpressure conditions and catastrophic explosions. This comprehensive review of the design, construction, installation, operation, inspection and maintenance of pressure relieving devices currently in use on boilers and pressure vessels details how to protect pressurized equipment from exceeding the maximum allowable working pressure.

The code requirements for pressure relief devices are covered by the following ASME Boiler and Pressure Vessel (B&PV) Codes and Piping Codes:

ASME Section I – Power Boilers

ASME Section III – Nuclear Systems

ASME Section IV – Heating Boilers

ASME Section VIII, Div. 1 – Pressure Vessels

ASME Section XII – Transport Tanks

ASME B31.1 – Power Piping

ASME B31.3 - Process Piping

In addition, the following American Petroleum Institute (API) standards will be discussed:

API RP 520 - Parts I & II Sizing, Selection, and Installation of Pressure Relief Devices

API RP 576 - Inspection of Pressure Relief Devices

COURSE PACKAGE >>



Codebook: PTC 25 - 2014 Pressure Relief Device



Pressure Relief Devices: ASME and API Code Simplified, by Dr. Mohammad Malek

You Will Learn To:

- ▶ Explain the Code requirements for pressure relief devices covered by the ASME Boiler and pressure Vessel Code and the ASME Pressure Piping Codes
- ▶ Identify the design, construction and manufacturing requirements of pressure relief devices
- ▶ Select materials for various types of pressure relief valves, and rupture disks
- ▶ Explain how to apply the API RP 520 Part I, Sizing and Selection of Pressure Relieving Devices, API RP 520 Part -2 Installation of Pressure Relief Devices, and API RP 576 - Inspection of Pressure Relief Devices
- ▶ Perform calculations for sizing and selection of pressure relief devices for single phase flow of fluids
- ▶ Explain how to handle transportation, storage, installation, and maintenance
- ▶ Identify the requirements for testing and testing facilities
- ▶ Explain how to perform inspections as per the National Board Inspection Code (NBIC), and API standards
- ▶ Describe how to establish a National Board VR (valve repair) certification program and repair PRVs
- ▶ Explain how to test pressure relief valves as required by the Code

Who Should Attend?

This course has been designed for the engineers of all levels from fresh engineering graduates to experienced engineers. The following personnel should attend the course: Mechanical engineers, and design engineers; Process engineers, and chemical engineers; Reliability engineers, and maintenance engineers; Inspectors, and testing engineers; Supervisors, and managers.

INSTRUCTOR PROFILE:

Mohammad A. Malek, Ph.D., P.E. is a professional engineer registered in the United States and Canada, and an internationally recognized boiler and pressure vessel expert. He has more than 30 years of experience in design, construction, installation, operation, maintenance, inspection, and repair of boilers and pressure vessels.

Currently he is working as a pressure systems manager and subject matter expert at the Stanford University – SLAC National Accelerator Laboratory, California. Prior to that, Dr. Malek worked for Kellogg Brown and Root as a senior technical advisor, for Mustang Engineering as a senior mechanical engineer, and for the States of Florida and Maine as chief boiler inspector. He was adjunct professor at the FAMU-FSU College of Engineering, Tallahassee, Florida from 2005-2007.

Dr. Malek is member of the American Society of Mechanical Engineers. He has served on various ASME committees including conference committee, CSD-1 committee, and QFO committee. He has been an ASME instructor for boiler and pressure vessel courses since 2001.

Dr. Malek has authored the following books on boiler and pressure vessel technology: "Power Boiler Design, Inspection, and Repair" - McGraw-Hill, 2004; "Pressure Relief Devices" - McGraw Hill, 2005; and "Heating Boiler Operator's Manual" - McGraw Hill, 2006. He has published numerous technical articles, and authored chapters in few handbooks.

Teaching Style:



Foster Learning – is developed by ASME using decades of experience in teaching the engineering community. Scientifically engineered to engender learning and understanding, the instruction methodology is honed and refined with the experience of every course.



Interactivity – our approach is to have high involvement from the delegates and have them share their idea and experiences with the rest of the group. Multi-channel communication during the training makes it more engaging and effective



Case Study Debriefing – Being industry leaders and experts, our trainers bring the newest practical examples of implementation from around the world. They use case studies and examples from various regions, cultures and industries. Conversational sessions that revolve around the sharing and examining of information allow the delegates to come to terms with their own experience and better absorb the course material.



Best Practice Approach – Being industry leaders and experts, best practices are shared.

IACET ACCREDITED PROVIDER



ASME Training & Development is accredited by the International Association for Continuing Education and Training (IACET). ASME Training & Development complies with the ANSI/IACET Standard, which is recognized internationally as a standard of excellence in instructional practices. As a result of this accreditation, ASME Training & Development is authorized to issue the IACET CEU.

IN-HOUSE & REGISTRATION QUERIES

If interested to run this course in-house or Register for Public Course please contact [Registration / Queries Desk](#) at +971 4 450 8555 or +971 52 814 8111 or email: asme@eramgroup.com

PD539 - BOLTED JOINTS AND GASKET BEHAVIOR



COURSE TYPE	GROUP LIVE
LEVEL	BASIC TO INTERMEDIATE TRAINING
THIS PROGRAM IS WORTH	1.5 CONTINUING EDUCATION UNITS
LENGTH	2 DAYS





COURSE OVERVIEW:

Although bolted joints comprise a large percentage of all industrial fasteners, their role in the installation and assembly process is poorly understood. This course provides an overview of bolted joint fundamentals, whether gasketed or not, including behavior and troubleshooting. It takes a detailed look at the latest developments in gasketed joint assembly, torque factors, bolting patterns, and gasket behavior, tightness, selection and specification.

Each participant will receive a copy of the book, *An Introduction to the Design and Behavior of Bolted Joints*, 3rd Edition, by John Bickford.

COURSE PACKAGE >>

-  Reference Book: *An Introduction to the Design and Behavior of Bolted Joints*, 3rd Edition, by John Bickford
-  ASME Approved Course Materials

You Will Learn To:

- ▶ Calculate the strength and stiffness of bolted joints and establish the tightness of gasketed flanged joints and their suitability for elevated temperature service
- ▶ Explain how to recognize bolt failure modes and mitigate failure mechanisms and increase the functional life of a joint
- ▶ Explain the fundamentals of the PCC-1 Joint Assembly guidelines including the latest bolting patterns and lubricant properties to recommend the appropriate nut factor for applied torque
- ▶ Explain how to estimate and evaluate the tightness of gasketed joints based on leakage gasket constants and understand proposed new tightness design rules
- ▶ Explain how to assemble circular gasketed joints three times faster than traditional methods.
- ▶ Describe how to select appropriate bolt and gasket materials

Who Should Attend?

Practicing design and manufacturing professionals involved in assembly of electro-mechanical hardware components and engineers and technicians in design and assembly operations.

Pre-requisites:

Two years of engineering experience would be beneficial, but is not necessary.

INSTRUCTOR PROFILE:

James Payne, P.E. established JPAC Inc. in 1981 to provide mechanical engineering consulting services, specializing in bolted flanged joints and gaskets. Previously with Exxon Research & Eng. Co., he engaged in the mechanical design and troubleshooting of piping systems and pressure vessels and participated in 12 plant start-ups around the world. He has been active in the bolted joint and gasket activities of the PVRC, ASTM, and ASME, is a contributing author to Gaskets and Gasketed Joints (Ed: J. Bickford, Marcel Dekker, 1998) and a founding member of the ASME Special Working Group on Bolted Flanged Joints. Jim is also a member of the Post Construction (PCC) and its Subcommittee on Flanged Joint Assembly, which is responsible for the standard "PCC-1 Guidelines for Bolted Flanged Joint Assembly."

Teaching Style:



Foster Learning – is developed by ASME using decades of experience in teaching the engineering community. Scientifically engineered to engender learning and understanding, the instruction methodology is honed and refined with the experience of every course.



Interactivity – our approach is to have high involvement from the delegates and have them share their idea and experiences with the rest of the group. Multi-channel communication during the training makes it more engaging and effective



Case Study Debriefing – Being industry leaders and experts, our trainers bring the newest practical examples of implementation from around the world. They use case studies and examples from various regions, cultures and industries. Conversational sessions that revolve around the sharing and examining of information allow the delegates to come to terms with their own experience and better absorb the course material.



Best Practice Approach – Being industry leaders and experts, best practices are shared.

IACET ACCREDITED PROVIDER



ASME Training & Development is accredited by the International Association for Continuing Education and Training (IACET). ASME Training & Development complies with the ANSI/IACET Standard, which is recognized internationally as a standard of excellence in instructional practices. As a result of this accreditation, ASME Training & Development is authorized to issue the IACET CEU.

IN-HOUSE & REGISTRATION QUERIES

If interested to run this course in-house or Register for Public Course please contact [Registration / Queries Desk](#) at +971 4 450 8555 or +971 52 814 8111 or email: asme@eramgroup.com

PD643 - B31.3 PROCESS PIPING CODE






COURSE TYPE	GROUP LIVE
LEVEL	BASIC TRAINING
THIS PROGRAM IS WORTH	3 CONTINUING EDUCATION UNITS
LENGTH	4 DAYS



COURSE OVERVIEW:

This course provides an introduction to the ASME B31.3 Process Piping Code. It covers the requirements of B31.3 for design, analysis, materials, fabrication, testing and inspection of process piping systems. It explores the rules for various components including fittings, connections, bends, valves and specialty components. Other topics include dimensions and ratings of components, fluid service requirements for joints, piping flexibility and support, welding, heat treatment, bending and forming, brazing and soldering, assembly, erection, examination and inspection.

COURSE PACKAGE >>

-  Codebook: ASME B31.1 Power Piping Code
-  ASME Approved Course Materials,
-  Case Studies

You Will Learn To:

- ▶ Identify the responsibilities of personnel involved in the design, fabrication, assembly, erection, examination inspection, and testing of process piping
- ▶ Describe the scope and technical requirements of the ASME B31.3 Code
- ▶ Apply and implement the quality requirements that are defined in the ASME B31.3 Code.

Who Should Attend?

This course is designed for engineers, managers and quality personnel who are involved in the design, manufacturing, fabrication and examination of process piping that is being built to the requirements of U.S. Codes & Standards.

 **Pre-requisites:** None.

INSTRUCTOR PROFILE:

Jim E. Meyer, P.E. has over 40 years of experience in refining petrochemical, chemical, power generation and industrial facilities. He is a Principal Engineer at Louis Perry and Associates, a full service engineering and architectural firm, located in Wadsworth Ohio. Jim is experienced in overall project coordination/management, pressure equipment, piping design, analysis, specifications, support design, mechanical system requirements and documentation requirements. In particular, areas of his technical competence include ASME piping and pressure vessel codes, stress analysis, field troubleshooting piping system support, vibration, and expansion problems.

Jim is a member of ASME and has been involved in the ASME B31.1 and ASME B31.3 Section committees for over 35 years. He is currently Chair of the ASME B31.3 Process Piping Section Committee, Chair of the ASME B31 Standards Committee, and serves on the ASME Board on Pressure Technology Codes and Standards. Jim has also served as Chair of ASME B31.1 Power Piping Code Section Committee.

Most recently, Jim co-authored chapters in the ASME Boiler and Pressure Vessel Companion Guide, 4th Edition, covering the ASME B31.1 Power Piping Code and the B31.3 Process Piping Code. Past projects and work experience has involved major oil refineries, petrochemical plants, fossil, nuclear, solar and alternative energy generation, as well as cryogenic and vacuum test facilities.

Teaching Style:



Foster Learning – is developed by ASME using decades of experience in teaching the engineering community. Scientifically engineered to engender learning and understanding, the instruction methodology is honed and refined with the experience of every course.



Interactivity – our approach is to have high involvement from the delegates and have them share their idea and experiences with the rest of the group. Multi-channel communication during the training makes it more engaging and effective



Case Study Debriefing – Being industry leaders and experts, our trainers bring the newest practical examples of implementation from around the world. They use case studies and examples from various regions, cultures and industries. Conversational sessions that revolve around the sharing and examining of information allow the delegates to come to terms with their own experience and better absorb the course material.



Best Practice Approach – Being industry leaders and experts, best practices are shared.

IACET ACCREDITED PROVIDER



ASME Training & Development is accredited by the International Association for Continuing Education and Training (IACET). ASME Training & Development complies with the ANSI/IACET Standard, which is recognized internationally as a standard of excellence in instructional practices. As a result of this accreditation, ASME Training & Development is authorized to issue the IACET CEU.

IN-HOUSE & REGISTRATION QUERIES

If interested to run this course in-house or Register for Public Course please contact [Registration / Queries Desk](#) at +971 4 450 8555 or +971 52 814 8111 or email: asme@eramgroup.com

PD642 - ASME B31.1 POWER PIPING



COURSE TYPE	GROUP LIVE
LEVEL	BASIC TRAINING
THIS PROGRAM IS WORTH	3 CONTINUING EDUCATION UNITS
LENGTH	4 DAYS






COURSE OVERVIEW:

This course provides an introduction to the ASME B31.1 Power Piping Code. It covers the requirements of B31.1 for design, analysis, materials, fabrication, testing and inspection of process piping systems. The instructor provides insight into how they have evolved and what future changes may be expected.

This course explores the rules for various components including fittings, connections, bends, valves, expansion joints and specialty components. Other topics include dimensions and ratings of components, fluid service requirements for joints, piping flexibility and support, welding, heat treatment, bending and forming, brazing and soldering, assembly, erection, examination and inspection and testing.

COURSE PACKAGE >>

-  Codebook: ASME B31.1 Power Piping Code
-  ASME Approved Course Materials,
-  Case Studies

You Will Learn To:

- ▶ Identify the responsibilities of personnel involved in the design, fabrication, assembly, erection, examination, inspection, and testing of power piping
- ▶ Describe the scope and technical requirements of the ASME B31.1 Code
- ▶ Apply the quality requirements that are defined in the ASME B31.1 Code
- ▶ Explain the principal failure modes of piping components and where to look for them
- ▶ Describe the layout and simplified and formal analysis techniques

Who Should Attend?

Engineers entering the piping design and analysis field, practicing piping engineers requiring background on Code compliance and trends in piping design, analysis and fabrication, piping fabricators and suppliers wishing to understand the relationship of fabrication and manufacture to the design and construction of piping systems

Pre-requisites: None

INSTRUCTOR PROFILE:

Jim E. Meyer, P.E. has over 40 years of experience in refining petrochemical, chemical, power generation and industrial facilities. He is a Principal Engineer at Louis Perry and Associates, a full service engineering and architectural firm, located in Wadsworth Ohio. Jim is experienced in overall project coordination/management, pressure equipment, piping design, analysis, specifications, support design, mechanical system requirements and documentation requirements. In particular, areas of his technical competence include ASME piping and pressure vessel codes, stress analysis, field troubleshooting piping system support, vibration, and expansion problems.

Jim is a member of ASME and has been involved in the ASME B31.1 and ASME B31.3 Section committees for over 35 years. He is currently Chair of the ASME B31.3 Process Piping Section Committee, Chair of the ASME B31 Standards Committee, and serves on the ASME Board on Pressure Technology Codes and Standards. Jim has also served as Chair of ASME B31.1 Power Piping Code Section Committee.

Most recently, Jim co-authored chapters in the ASME Boiler and Pressure Vessel Companion Guide, 4th Edition, covering the ASME B31.1 Power Piping Code and the B31.3 Process Piping Code. Past projects and work experience has involved major oil refineries, petrochemical plants, fossil, nuclear, solar and alternative energy generation, as well as cryogenic and vacuum test facilities.

Teaching Style:



Foster Learning – is developed by ASME using decades of experience in teaching the engineering community. Scientifically engineered to engender learning and understanding, the instruction methodology is honed and refined with the experience of every course.



Interactivity – our approach is to have high involvement from the delegates and have them share their idea and experiences with the rest of the group. Multi-channel communication during the training makes it more engaging and effective



Case Study Debriefing – Being industry leaders and experts, our trainers bring the newest practical examples of implementation from around the world. They use case studies and examples from various regions, cultures and industries. Conversational sessions that revolve around the sharing and examining of information allow the delegates to come to terms with their own experience and better absorb the course material.



Best Practice Approach – Being industry leaders and experts, best practices are shared.

IACET ACCREDITED PROVIDER



ASME Training & Development is accredited by the International Association for Continuing Education and Training (IACET). ASME Training & Development complies with the ANSI/IACET Standard, which is recognized internationally as a standard of excellence in instructional practices. As a result of this accreditation, ASME Training & Development is authorized to issue the IACET CEU.

IN-HOUSE & REGISTRATION QUERIES

If interested to run this course in-house or Register for Public Course please contact [Registration / Queries Desk](#) at +971 4 450 8555 or +971 52 814 8111 or email: asme@eramgroup.com

PD723 - B31.4 & B31.8, LIQUIDS AND GAS PIPELINES



COURSE TYPE	GROUP LIVE
LEVEL	BASIC TRAINING
THIS PROGRAM IS WORTH	1.9 CONTINUING EDUCATION UNITS
LENGTH	3 DAYS






COURSE OVERVIEW:

Pipelines are surprisingly varied and complex. Using the ASME B31.4 and B31.8 Standards as a framework, this course also covers a large number of other subjects vitally important to the safety and reliability of pipelines. It provides the attendee with broad, but detailed information that technical personnel involved in all phases of pipeline work, from design and engineering through operations, maintenance, and regulatory oversight need to know to ensure that their pipeline is safe and reliable. This course is suitable for those new to pipelines, as well as providing a good refresher for experienced personnel.

The B31.8 and B31.4 pipeline Standards are unique among piping standards because they cover the entire life cycle, from design and construction, through operation, maintenance, and integrity management. Each standard contains introductory language that lays out its intent and scope.

The ASME B31 Code establishes a process of design for integrity that involves classifying stresses by significance for failure, establishing maximum allowable limits to avoid failure, identifying loads and calculating the stresses that result, and comparing the estimated stresses to the maximum allowable. Students learn where these concepts came from and how to apply them.

COURSE PACKAGE >>

-  Codebook: B31.8 - 2014 Gas Transmission and Distribution
-  Codebook: ASME B31.4 Pipeline Transportation Systems for Liquids and Slurries
-  ASME Approved Course Materials

You Will Learn To:

- ▶ Describe the basic elements of pipeline design, construction and maintenance
- ▶ Explain how to apply principles of safe pipeline design and operation
- ▶ Explain the causes and modes of pipeline failure
- ▶ Describe the considerations for material specifications, pipe manufacturing, and pipe joining
- ▶ Explain how to estimate pipeline stresses from external loadings
- ▶ Describe the factors that affect the optimal pipe size and operating pressure
- ▶ Explain how to evaluate of pipeline defects
- ▶ Identify pipeline repair techniques
- ▶ Identify the elements of pipeline integrity
- ▶ Explain how code requirements address pipeline issues

Who Should Attend?

This course is ideal for anyone involved in engineering or technical aspects of pipelines, including designers, engineers, engineering managers, construction supervisors, operations supervisors, inspectors, code compliance managers, asset integrity managers, pipeline safety regulators, and consultants. While engineering concepts are discussed, technicians to managers can benefit.

Pre-requisites:

This course is suitable for those new to pipelines, as well as providing a good refresher for experienced personnel.

INSTRUCTOR PROFILE:

Michael J. Rosenfeld, P.E. is Vice President and Chief Engineer at Kiefner/Applus-RTD. His experience includes 25 years in the oil and gas pipeline industry including design, stress analysis, failure investigation, fitness for service assessment, maintenance and repair, welding, and risk assessment. Prior to working in the pipeline industry, Mr. Rosenfeld's experience included the design and analysis of power piping systems, and industrial and aerospace equipment and components. He has conducted several pipeline industry-sponsored research projects related to pipeline flaw and damage resistance, reliability, and safety. He has published over 30 technical articles in the public domain. Mr. Rosenfeld is active in pipeline standards activities, including ASME B31.8, B31 Mechanical Design Technical Committee, B31 Standards Committee, and the ASME Board of Pressure Technology Codes and Standards.

Teaching Style:



Foster Learning – is developed by ASME using decades of experience in teaching the engineering community. Scientifically engineered to engender learning and understanding, the instruction methodology is honed and refined with the experience of every course.



Interactivity – our approach is to have high involvement from the delegates and have them share their idea and experiences with the rest of the group. Multi-channel communication during the training makes it more engaging and effective



Case Study Debriefing – Being industry leaders and experts, our trainers bring the newest practical examples of implementation from around the world. They use case studies and examples from various regions, cultures and industries. Conversational sessions that revolve around the sharing and examining of information allow the delegates to come to terms with their own experience and better absorb the course material.



Best Practice Approach – Being industry leaders and experts, best practices are shared.

IACET ACCREDITED PROVIDER



ASME Training & Development is accredited by the International Association for Continuing Education and Training (IACET). ASME Training & Development complies with the ANSI/IACET Standard, which is recognized internationally as a standard of excellence in instructional practices. As a result of this accreditation, ASME Training & Development is authorized to issue the IACET CEU.

IN-HOUSE & REGISTRATION QUERIES

If interested to run this course in-house or Register for Public Course please contact [Registration / Queries Desk](#) at +971 4 450 8555 or +971 52 814 8111 or email: asme@eramgroup.com

PD720 - LAYOUT OF PROCESS PIPING SYSTEMS



COURSE TYPE	GROUP LIVE
LEVEL	BASIC TO INTERMEDIATE TRAINING
THIS PROGRAM IS WORTH	2.3 CONTINUING EDUCATION UNITS
LENGTH	3 DAYS






COURSE OVERVIEW:

Piping arrangements take up the majority of the work in the design of a process plant. Traditionally, there has been little formal training in the design and location of piping, and many design decisions are based on practical considerations without formulae or code reinforcements.

This course discusses the design procedures and practices involved in the location of equipment and layout of the piping systems. It provides attendees with the background and guidance required to design, engineer, and complete piping engineering assignments and follow acceptable layout procedures.

COURSE PACKAGE >>

-  Reference Book: Detail Engineering and Layour of Piping Systems, by Bob Wilson
-  ASME Approved Course Materials
-  Case Studies

You Will Learn To:

- ▶ Describe the procedures involved in the layout and piping of a typical process unit containing pumps, exchangers, horizontal drums, and vertical towers
- ▶ Explain how disciplines, such as civil, structural, electrical, instrumentation, etc., are relevant to piping design and layout
- ▶ Identify maintenance and accessibility requirements of piping and related disciplines
- ▶ Explain nozzle orientation procedures
- ▶ Identify pipe support requirements
- ▶ Describe piping stress analysis techniques
- ▶ Identify the latest CAD Techniques for piping layout discussed, technicians to managers can benefit.

Who Should Attend?

Engineers and designers entering the plant design field. Practicing engineers required to expand their understanding of layout procedures. Piping fabricators, contractors and suppliers wishing to understand the relationship of manufacture and fabrication to the design, layout and construction of piping systems. Piping design and analysis personnel wishing to expand their knowledge through this program, which will offer practical solutions to design problems.

Pre-requisites: None

INSTRUCTOR PROFILE:

Bob Wilson is an Engineering Consultant with TWD Technologies in Burlington, Ontario, Canada and former Engineering Professor at Sheridan College. He is a member of the B31.1 Power Piping Section Sub Group on Design. Mr. Wilson has taught piping design and engineering courses for 30 years. He has been involved with the design, analysis, layout and support of piping systems since 1963, with petrochemical, power, steel, mining & processing companies in North America and Europe and is currently working as a Piping Stress Engineer with experience in Caesar II, Caepipe and Autopipe analysis programs.

He is the author of Detail Engineering and Layout of Piping Systems and is the former chairman of ASME's Ontario Section.

Teaching Style:



Foster Learning – is developed by ASME using decades of experience in teaching the engineering community. Scientifically engineered to engender learning and understanding, the instruction methodology is honed and refined with the experience of every course.



Interactivity – our approach is to have high involvement from the delegates and have them share their idea and experiences with the rest of the group. Multi-channel communication during the training makes it more engaging and effective



Case Study Debriefing – Being industry leaders and experts, our trainers bring the newest practical examples of implementation from around the world. They use case studies and examples from various regions, cultures and industries. Conversational sessions that revolve around the sharing and examining of information allow the delegates to come to terms with their own experience and better absorb the course material.



Best Practice Approach – Being industry leaders and experts, best practices are shared.

IACET ACCREDITED PROVIDER



ASME Training & Development is accredited by the International Association for Continuing Education and Training (IACET). ASME Training & Development complies with the ANSI/IACET Standard, which is recognized internationally as a standard of excellence in instructional practices. As a result of this accreditation, ASME Training & Development is authorized to issue the IACET CEU.

IN-HOUSE & REGISTRATION QUERIES

If interested to run this course in-house or Register for Public Course please contact [Registration / Queries Desk](#) at +971 4 450 8555 or +971 52 814 8111 or email: asme@eramgroup.com

PD410 - DETAIL ENGINEERING OF PIPING SYSTEMS



COURSE TYPE	GROUP LIVE, LIVE PRACTICAL WORKSHOP
LEVEL	BASIC TO INTERMEDIATE TRAINING
THIS PROGRAM IS WORTH	2.3 CONTINUING EDUCATION UNITS
LENGTH	3 DAYS



COURSE OVERVIEW:




Detail engineering in piping projects consists of the engineering, design, detail and layout of process and utility equipment, piping and instrumentation. This three-day course provides participants with the background required to design, engineer and complete piping assignments.

This course should be of interest to people employed in any area that piping is present (Refinery, Chemical, Power, Pulp and Paper, Utility etc.) The course introduces engineers, designers and construction personnel to the various procedures involved in the development and engineering of Piping and Instrumentation Diagrams (P&ID's), Equipment Plot Plans, Piping Arrangements, and Fabrication Drawings.

Traditionally, there has been little formal training in this area and design decisions often have to be made based on practical considerations without formulae or code reinforcement. Completing piping drawings take up the majority of man-hours in the design of a process plant.

The course also contains a series of workshops where attendees have an opportunity to produce a P&ID.

COURSE PACKAGE >>

-  Reference Book: Detail Engineering and Layout of Piping Systems, by Bob Wilson
-  ASME Approved Course Materials
-  Case Studies

You Will Learn To:

- ▶ Describe pipe sizing
- ▶ Explain pressure drop calculations
- ▶ Describe the process of pump and equipment sizing and selection
- ▶ Describe the preparation of equipment specifications and drawings
- ▶ Identify piping specifications
- ▶ Explain the process of instrumentation and process control
- ▶ Describe the process of piping component familiarization, including valves and fittings, piping hangers and supports.

Who Should Attend?

Piping engineering and design personnel wishing to expand their knowledge of piping and instrumentation. Engineers, designers, CAD operators and draftspersons in the piping field. Practicing engineers and designers who may have experience in related disciplines and wish to expand their knowledge of the piping area. Piping fabricators, contractors and suppliers wishing to understand the relationship of manufacture and fabrication to the design, layout and construction of piping systems.

Pre-requisites: None

INSTRUCTOR PROFILE:

Bob Wilson is an Engineering Consultant with TWD Technologies in Burlington, Ontario, Canada and former Engineering Professor at Sheridan College. He is a member of the B31.1 Power Piping Section Sub Group on Design. Mr. Wilson has taught piping design and engineering courses for 30 years. He has been involved with the design, analysis, layout and support of piping systems since 1963, with petrochemical, power, steel, mining & processing companies in North America and Europe and is currently working as a Piping Stress Engineer with experience in Caesar II, Caepipe and Autopipe analysis programs.

He is the author of Detail Engineering and Layout of Piping Systems and is the former chairman of ASME's Ontario Section.

Teaching Style:



Foster Learning – is developed by ASME using decades of experience in teaching the engineering community. Scientifically engineered to engender learning and understanding, the instruction methodology is honed and refined with the experience of every course.



Interactivity – our approach is to have high involvement from the delegates and have them share their idea and experiences with the rest of the group. Multi-channel communication during the training makes it more engaging and effective



Case Study Debriefing – Being industry leaders and experts, our trainers bring the newest practical examples of implementation from around the world. They use case studies and examples from various regions, cultures and industries. Conversational sessions that revolve around the sharing and examining of information allow the delegates to come to terms with their own experience and better absorb the course material.



Best Practice Approach – Being industry leaders and experts, best practices are shared.



Audio-Visual Demo – Presentation of visual evidence followed by analysis of these well-known scenarios. This form of interactive demonstration ingrains learning.

IACET ACCREDITED PROVIDER



ASME Training & Development is accredited by the International Association for Continuing Education and Training (IACET). ASME Training & Development complies with the ANSI/IACET Standard, which is recognized internationally as a standard of excellence in instructional practices. As a result of this accreditation, ASME Training & Development is authorized to issue the IACET CEU.

IN-HOUSE & REGISTRATION QUERIES

If interested to run this course in-house or Register for Public Course please contact [Registration / Queries Desk](#) at +971 4 450 8555 or +971 52 814 8111 or email: asme@eramgroup.com

PD570 - GEOMETRIC DIMENSIONING & TOLERANCING FUNDAMENTALS



COURSE TYPE	PRACTICAL HANDS-ON WORKSHOP
LEVEL	BASIC TO INTERMEDIATE TRAINING
THIS PROGRAM IS WORTH	1.5 CONTINUING EDUCATION UNITS
LENGTH	2 DAYS



COURSE OVERVIEW:

This geometric tolerancing course is based on the latest ASME Y14.5-2009 Standard, and will make the GD&T concepts easy to learn and apply. The training combines lecture with animated graphics and video clips to ensure that all students are engaged. The instructor also uses wood and plastic models to simulate parts, gages and inspection equipment. The models are used to demonstrate the physical mating of parts for engineering and design. The sample inspection equipment allows hands-on demonstrations of inspection, as well as measurement data reporting practices. After the class lecture is given for a unit, it is followed by a practical student exercise (either individual or group) to test the participants' understanding.

COURSE PACKAGE >>



Reference Book: GeoTol Book and Pocket Guide, by Scott Neumann and Al Neumann

You Will Learn To:

- ▶ Demonstrate a thorough understanding of the fundamental geometric concepts
- ▶ Interpret and explain the application of geometric symbols on drawings
- ▶ Explain how to select the datum reference frames properly
- ▶ Calculate the position and profile tolerances

Who Should Attend?

Anyone who needs to read engineering drawings. Engineering, designing, drafting, quality control, procurement, tolling, production, purchasing, manufacturing, CAD inspection, and shop personnel

Pre-requisites: None.

INSTRUCTOR PROFILE:

Scott Neumann is a senior partner in Technical Consultants Inc. He specializes in geometric tolerancing and tolerance stack-up and analysis. He is also an expert in measurement and inspection techniques.

Scott presents geometric tolerancing training programs to engineering, manufacturing and quality personnel at major corporations in the USA and around the world. He was a major contributor to the Geometric Tolerancing Applications with Stacks workbook and the Geometric Tolerancing Stacks and Analysis workbook. He has also coauthored a book and coproduced a DVD video series to the ASME Y14.5-2009 standard, Geo Tol Pro, A practical Guide to Geometric Tolerancing.

Scott is a member of the American Society of Mechanical Engineers (ASME) and is a senior level ASME certified, geometric dimensioning and tolerancing professional. He represents the USA in the International Standards Organization, ISO TC10 committee. He regularly attends the USA, ASME Y14.5 subcommittee on dimensioning and tolerancing. He is also a member on the ASME Y14.45, Measurement Data Reporting committee.

Scott graduated from University of Florida with a degree in Mechanical Engineering.

Teaching Style:



Foster Learning – is developed by ASME using decades of experience in teaching the engineering community. Scientifically engineered to engender learning and understanding, the instruction methodology is honed and refined with the experience of every course.



Hands-On Simulations – Few things are better remembered and understood than those that can be touched and felt. This is utilized to the fullest with the help of innovative hands-on simulation exercises that require the delegates to pull upon many skills to accomplish the set tasks.



Group Case Study Debriefing – Being industry leaders and experts, our trainers bring the newest practical examples of implementation from around the world. They use case studies and examples from various regions, cultures and industries. Conversational sessions that revolve around the sharing and examining of information allow the delegates to come to terms with their own experience and better absorb the course material.



Amplified Team Based Learning – This program is not a classroom lecture. The team environment amplifies and accelerates participants learning.



Audio-Visual Demo – Presentation of visual evidence followed by analysis of these well-known scenarios. This form of interactive demonstration ingrains learning.

IACET ACCREDITED PROVIDER



ASME Training & Development is accredited by the International Association for Continuing Education and Training (IACET). ASME Training & Development complies with the ANSI/IACET Standard, which is recognized internationally as a standard of excellence in instructional practices. As a result of this accreditation, ASME Training & Development is authorized to issue the IACET CEU.

IN-HOUSE & REGISTRATION QUERIES

If interested to run this course in-house or Register for Public Course please contact [Registration / Queries Desk](#) at +971 4 450 8555 or +971 52 814 8111 or email: asme@eramgroup.com

PD467 - PROJECT MANAGEMENT FOR ENGINEERS AND TECHNICAL PROFESSIONALS






COURSE TYPE	TEAM BASED HANDS-ON WORKSHOP
LEVEL	INTERMEDIATE TO ADVANCED TRAINING
THIS PROGRAM IS WORTH	2.3 CONTINUING EDUCATION UNITS
LENGTH	3 DAYS



COURSE OVERVIEW:

This 3-day course is focused on the mechanical engineering industry, and provides an overview of project management fundamentals and techniques using lecture, small group case studies, discussions and hands-on simulations geared towards mechanical engineers and their industry. This program is not classroom lecture. Participants will work in teams to plan a real-world project in the area of mechanical engineering. The team environment amplifies and accelerates participants learning. It also prepares participants to manage their projects in the work environment. In addition, this course allows each team to build an individual project idea from design to completion, emulating the project management life cycle. This course is 100% compliant with the Project Management Institute's (PMI's®) current PMBOK.

COURSE PACKAGE >>

-  Reference Book: International Project Management for Technical Professionals
-  The Knowledge Tornado: Bridging the Corporate Knowledge Gap,
-  ASME Approved Course Materials

You Will Learn To:

- ▶ Project Management concepts
- ▶ The role of project manager highlighted as a person who plans, controls, and optimizes a multi-task project towards a singular goal in a timely and cost-effective manner.
- ▶ The science and the art of project management in settings where scarce resources, risky decisions, and conflicting tensions continually require sensible and effective compromises.
- ▶ Concepts and applied techniques for cost effective management of both long-term development programs and short-term projects.
- ▶ Project management principles and methodology with special focus on planning, controlling, and coordinating individual and group efforts.
- ▶ Contracts, procurement management, and quality management,
- ▶ Hands-on lab instructions of Microsoft Project (when available, otherwise an extensive multimedia demonstration will be shown instead).

Who Should Attend?

This course is primarily designed for mechanical engineers (MEs) who have or will be assigned project management responsibilities; for project managers, project leaders or anyone performing in those roles or soon to be performing in those roles within the mechanical engineering industry.

Pre-requisites:

Participants should have basic management skills, be involved or planning to become involved with project management. Participants should also have an understanding of basic accounting and budgeting skills, which will be utilized in budgeting project costs and practical exercises during the course.

INSTRUCTOR PROFILE:

Marcus Goncalves has more than 14 years of management consulting experience and practices in United States, Central and South America, Europe, Middle East and Asia.

He has more than 30 books published in United States (5 in Brazil and many others translated in several languages, including Japanese, Chinese, Taiwanese, German, Spanish and Romanian) and is often invited to speak on these subjects worldwide. Marcus specializes on Knowledge, Project Change and Risk Management practices. Marcus is a member of the Project Management Institute and a certified Project Management Professional (PMP).

In 1989, Marcus was simultaneously awarded Who's Who in the US Executives and in the Computer Industry by the Rockefeller and Carnegie Foundation.

Marcus holds a master degree in Computer Information Systems, and a BA in Business Administration.

Teaching Style:



Foster Learning – is developed by ASME using decades of experience in teaching the engineering community. Scientifically engineered to engender learning and understanding, the instruction methodology is honed and refined with the experience of every course.



Hands-On Simulations – Few things are better remembered and understood than those that can be touched and felt. This is utilized to the fullest with the help of innovative hands-on simulation exercises that require the delegates to pull upon many skills to accomplish the set tasks.



Group Case Study Debriefing – Being industry leaders and experts, our trainers bring the newest practical examples of implementation from around the world. They use case studies and examples from various regions, cultures and industries. Conversational sessions that revolve around the sharing and examining of information allow the delegates to come to terms with their own experience and better absorb the course material.



Amplified Team Based Learning – This program is not a classroom lecture. The team environment amplifies and accelerates participants learning.

IACET ACCREDITED PROVIDER



ASME Training & Development is accredited by the International Association for Continuing Education and Training (IACET). ASME Training & Development complies with the ANSI/IACET Standard, which is recognized internationally as a standard of excellence in instructional practices. As a result of this accreditation, ASME Training & Development is authorized to issue the IACET CEU.

IN-HOUSE & REGISTRATION QUERIES

If interested to run this course in-house or Register for Public Course please contact [Registration / Queries Desk](#) at +971 4 450 8555 or +971 52 814 8111 or email: asme@eramgroup.com

PD618 - ROOT CAUSE ANALYSIS FUNDAMENTALS



COURSE TYPE	GROUP LIVE, WORKSHOP
LEVEL	BASIC TRAINING
THIS PROGRAM IS WORTH	2.3 CONTINUING EDUCATION UNITS
LENGTH	3 DAYS



COURSE OVERVIEW:

This 3-day course provides an introduction and extensive discussion of many different tools for root cause analysis. Each one is presented in an easy-to-follow structure: a general description of the tool, its purpose and typical applications, the procedure when using it, an example of its use, a checklist to help you make sure it is applied properly, and different forms and templates (contained in the book provided with the course materials).

The examples used can be tailored to many different industries and markets. The layout of this course has been designed to help speed participants learning through short videos depicting well known scenarios for analysis in class.

COURSE PACKAGE >>

- Reference Book: Root Cause Analysis: Simplified Tools and Techniques, (2nd Edition)
by Bjorn Andersen and Tom Fagerhaug
- ASME Approved Course Materials

You Will Learn To:

- ▶ Explain the concept of root cause analysis
- ▶ Describe how to use tools for problem cause brainstorming
- ▶ Develop strategies for problem cause data collection and analysis
- ▶ Deploy tools for root cause identification and elimination
- ▶ Practice ways of implementation solutions

Who Should Attend?

All professionals responsible for Health, Safety as well as optimization of process. All professionals involved in maintenance and reliability management strategies and tasks

Pre-requisites: None.

INSTRUCTOR PROFILE:

Marcus Goncalves has more than 14 years of management consulting experience and practices in United States, Central and South America, Europe, Middle East and Asia.

He has more than 30 books published in United States (5 in Brazil and many others translated in several languages, including Japanese, Chinese, Taiwanese, German, Spanish and Romanian) and is often invited to speak on these subjects worldwide. Marcus specializes on Knowledge, Project Change and Risk Management practices. Marcus is a member of the Project Management Institute and a Certified Project Management Professional (PMP).

In 1989, Marcus was simultaneously awarded Who's Who in the US Executives and in the Computer Industry by the Rockefeller and Carnegie Foundation.

Marcus holds a master degree in Computer Information Systems, and a BA in Business Administration.

Brian E. Porter, PE, PMP, is the Vice-President of Strategic Partnerships for MGCG. He is also the President of Product Invention Management, based in Addison, IL, and concurrently the Director of Technical Product and Market Development for Semler Industries, Inc. Mr. Porter has over fifteen years of experience in project management, product development, engineering, safety listings, patent, business strategy and start-up management in computer sales, consumer products, hazardous waste industry, industrial manufacturing and retail product markets.

Mr. Porter holds a Bachelor of Science in Chemical Engineering from the University of Illinois at Chicago. He also holds a Master's of Science in Management with Specialty in Project Management from Boston University. Currently, he teaches graduate courses at Boston University in E-Commerce, Accounting, Financial Management, Project Management and other disciplines. He also is Adjunct Professor for Nichols College in Creative Decision Making, New Product Development, Web Design, Effective Business Writing, International Business and International Marketing.

Mr. Porter has maintained his professional engineering license in the state of Illinois for more than a decade. He also holds multiple patents in the USA, and numerous pending both domestically and internationally.

Brian is a member of the Project Management Institute and has credentials as a Project Management Professional (PMP). His international efforts include working with firms in China, Canada, Mexico, Romania, Thailand, Malaysia, Australia, Japan, Sweden, Israel, Great Britain, Egypt, Italy, Dubai, South Africa and Germany.

He has also completed books on Global Management Strategies, International Project Management and Natural Negotiation for Engineers besides other papers being published on project management topics. In 2012 his article "Split Decisions" was the cover story for "Mechanical Engineering" magazine.

Teaching Style:



Foster Learning – is developed by ASME using decades of experience in teaching the engineering community. Scientifically engineered to engender learning and understanding, the instruction methodology is honed and refined with the experience of every course.



Interactivity – our approach is to have high involvement from the delegates and have them share their idea and experiences with the rest of the group. Multi-channel communication during the training makes it more engaging and effective



Case Study Debriefing – Being industry leaders and experts, our trainers bring the newest practical examples of implementation from around the world. They use case studies and examples from various regions, cultures and industries. Conversational sessions that revolve around the sharing and examining of information allow the delegates to come to terms with their own experience and better absorb the course material.



Audio-Visual Demo – Presentation of visual evidence followed by analysis of these well-known scenarios. This form of interactive demonstration ingrains learning.

IACET ACCREDITED PROVIDER



ASME Training & Development is accredited by the International Association for Continuing Education and Training (IACET). ASME Training & Development complies with the ANSI/IACET Standard, which is recognized internationally as a standard of excellence in instructional practices. As a result of this accreditation, ASME Training & Development is authorized to issue the IACET CEU.

IN-HOUSE & REGISTRATION QUERIES

If interested to run this course in-house or Register for Public Course please contact [Registration / Queries Desk](#) at +971 4 450 8555 or +971 52 814 8111 or email: asme@eramgroup.com

TERMS AND CONDITIONS OF REGISTRATION



Training course registration fee includes full training program, course material, coffee breaks and lunches. Registration fees do not include hotel and travel costs for the participants.

Confirmation of Registration A confirmation letter will be sent to all participants upon receipt of full payment [and successfully completed registration forms](#). At least 10 days prior to attending a course, delegates will be contacted to confirm final arrangements.

Discounts Delegates must declare their eligibility for a discount at the time of making the initial reservation. The following discounts are offered – ASME Members: Preferential ASME membership rates, Applicable Group Discounts.

Training Payment, Cancellation and Refund Policy All payments must be made in USD and received prior to the course. Delegates with outstanding payments will be asked for a proof of payment upon their arrival at the registration desk. If one of these cannot be supplied, the delegate will be refused permission to attend the training course.

For wire transfer payments: After registering, the delegate will receive an invoice, which will include all the necessary details regarding the transfer. Any bank charges involved will be the delegate's responsibility, and any additional fees charged by the delegate's bank must be included within the total funds transfer, in addition to the course registration fee. All bank transfers should reach us within 7-10 business days after receipt of invoice to secure the registration.

Cancellation Policy If for any reason you should not be able to attend, ASME will give you a complete refund up to 10 business days prior to the start date of the course. Please note that cancellations made less than 7 business days will be subject to a \$200.00 administrative charge. Cancellations made 5 business days prior to the course start date forfeits the full course fee (substitutes are welcome). All cancellations must be received via email to asme@eramgroup.com. These terms wouldn't apply for last minute registrations.

In the event of postponement of the program and the delegate is unwilling to attend the program on the rescheduled date, then 100% of the payment will be refunded.

Substitution of Delegates You may substitute delegates by proper notification to us by at least 7 days before the selected training event.

On-site Registration On-site registration will not be available for fully-booked courses.

Program Changes Circumstances beyond the control of the organizers may necessitate substitutions, alterations or cancellations of the instructors. Any changes made will be updated on our website and the participants notified.

Liability In the case of government intervention or regulation, military activity, strikes or any other circumstances that make it impossible or inadvisable for the ASME Training & Development Course to take place at the time and place provided, the participant shall waive any claim for damages or compensation except the amount paid for registration after deduction of actual expenses incurred in connection with the training and there shall be no future liability on the part of either party.

Training Venues ASME T & D courses are held in quality training venues, selected for accessibility, quality of facilities and hospitality services. Maps and directions for each location can be found on the venues/hotels websites, but will be confirmed to delegates prior to their attendance at their chosen course.

Course Schedule The courses start each day at 08:00 and aim to finish at around 17:00. A complete outline of the course content will be sent to the confirmed participants about 1 week before the start of the course.

Travel Please confirm that a course will run before purchasing tickets to travel (in particular, non-refundable airline/train tickets). ASME retains the right to change or reschedule a course up to 3 weeks ahead of the scheduled presentation date. We are not responsible for any fees associated with changing or transferring travel arrangements.

Accommodation Delegates are responsible for making, buying and cancelling their own hotel reservations. Priority rate hotel rooms have been secured at the in nearby hotels. Instructions how to book your hotel room are sent together with the confirmation of course registration.

Visas and Letters of Invitation If you require a letter of invitation for the ASME Training & Development Course as a part of a visa application, you must submit a written request to us by email or fax. Please note that only after full payment of your registration fees we can provide an official invitation letter.


TRAINING & DEVELOPMENT

Setting the Standard for Workforce
Learning Solutions



**BENCHMARK YOUR SKILLS
TO GLOBAL STANDARD**

**LEARN FROM THE
CODEWRITERS**



ASME Authorized Operational Training Provider



ASME Authorized Operational Training Provider

Eram Group, Office No 421, 4th Floor
DMC Building No: 8, Dubai Media City
P.O Box 122358, Dubai, UAE., Tel: +971 44508555

Email: asme@eramgroup.com
go.asme.org/mideast